


To exchange Burners on Wall Fire



Remove front cover




Remove Glass Frame



Remove LH mounting screws – leave RH screw as you cannot get to it.



Twist the LH end of the burner by pivoting on RH screw until clear of the body, then pull burner out.. retaining lug is slotted.



Fit Pilot Protector – only used with NG burner – before reassembling.

Fit replacement burner in reverse order.